




EL HIJYENİ

ŞULE DEMİR

MERYEM FEYZA YILDIRIM

RAHİME EYNEL





ELLERİMİZ NE KADAR TEMİZ?





Vücudumuzda en
çok
kullandığımız
organımız
ELLERİMİZ!






**Ellerimiz temiz
görünüyor olsa
bile, milyonlarca
mikrop vardır.**






Sokakta, okulda hatta evimizde bile gözümüzle göremediğimiz mikroplar vardır.



**BİLİYOR MUSUNUZ
ELLERDEKİ KİRLERİ EN
ÇOK KİM SEVİYOR?**





EVET
MIKROPLAR!!!!!!






**Mikroplar
gözle
görülmez.**




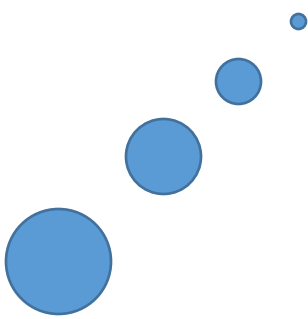
PEKİNE YAPAR BU MIKROPLAR?





**Bu mikroplardan
nasıl
kurtuluruz?**





**SUYA SABUNA
DOKUNUN!**






ELLERİMİZİ NE ZAMAN YIKAMALIMIZ?



**Merdiven tutacaklarına
ve
kapı kollarına dokunduktan
sonra**






Her yemekten
önce
ve
sonra





Tuvaalete girdikten sonra

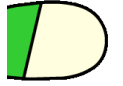





Parktaki oyuncaklarla oynadıktan sonra



**Diřlerimizi
firalam
nce**





**Okuldan eve
geldikten
sonra,
okul
servislerine
bindikten
sonra**





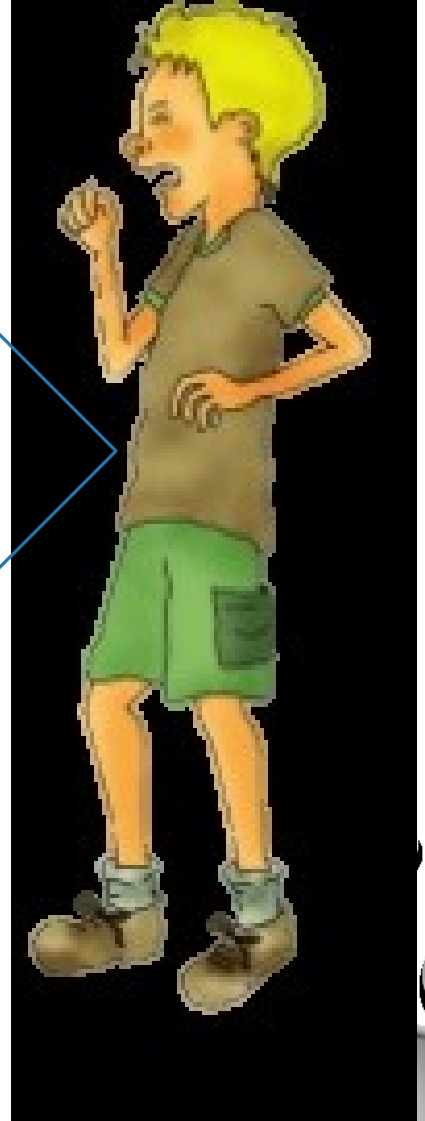



**Hayvanlara
dokunduktan
sonra**





...diktan,
...lükten ve
...muzu
...ştikten sonra





**Oyun oynadıktan
sonra**



**Elimizde kir
gördüğümüz
her zaman**





**BU ERGİNİZİ MUTLAKA
LIYIZ!!!!!!**

ELLERİMİZİ NASIL

YIKAMALIMIZ?





**Ellerinizi
suyla ıslatın.**



**Elinize bir miktar
sabun sıkın.**



**Sabunu köpürtün
ve avuç içinizi,
parmak aralarınızı
ve bileklerinizi
iyice ovalayın.**




**Ellerinizi suyla
köpükler gidene
kadar durulayın.**



**Yıkama işlemi
bittikten sonra
ellerinizi iyice
kurulayın.**



Su, Sabun, Eller el ele verdi...



Su

Sabun

Eller

VERDİK, MİKROPLARI YENDİK!





KAYNAKÇA

Milli Eğitim Bakanlığı İLKÖĞRETİM OKULLARINDA TEMİZLİK VE HİJYEN
Handwashing and Hand hygiene. Children's healthcare of Atlanta. www.choa.org
Clean Hand Campaign. American society for microbiology. www.washup.org